



Traverse des Sioux Library System

1400 Madison Ave., Suite 622
Mankato, MN 56001-5488

PHONE: 507-625-6169
Toll-Free: 800-450-6169
FAX: 507-625-4049
www.tds.lib.mn.us

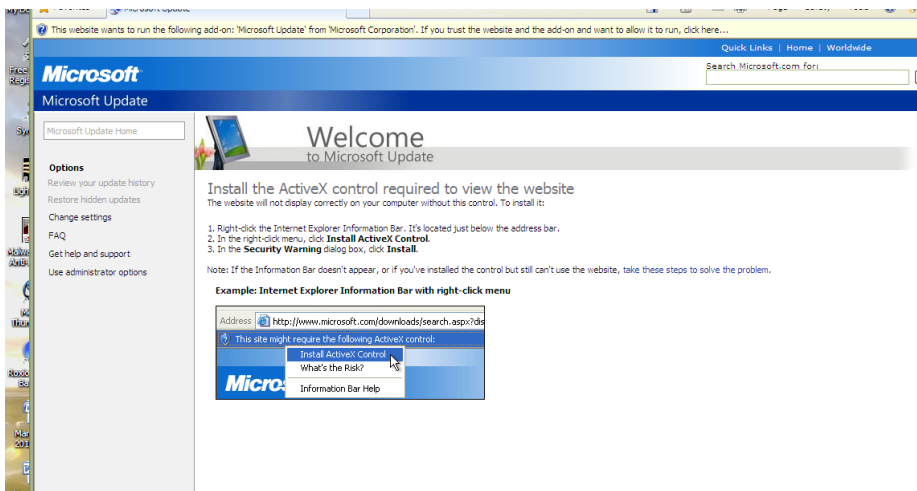
Windows Custom & Express Updates

Note: Only perform this operation when you have enough time for it to finish. Stopping the process or doing other things is not a good idea. In addition IE cannot be minimized so access to the desktop is blocked

Open Internet Explorer, *not* Firefox

From the *Tools* menu choose Windows Update. This will trigger Microsoft update, which checks for updates for other Microsoft programs, such as Office

You may get this screen – if so, click on the yellow strip at the top of the page & click “Run Add-on”

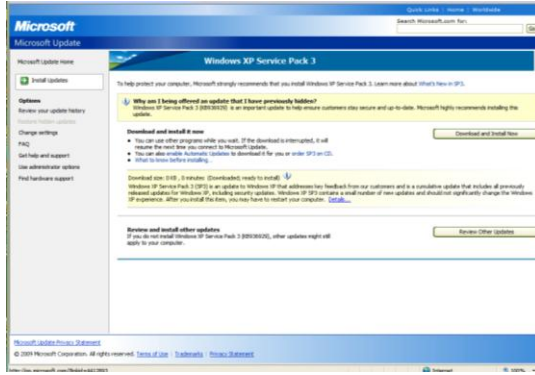


A box will appear asking if you *really* want to do this – Click “Run”

Click the **Custom** button. It may take some time before the next page appears



Microsoft has elected to continue to remind everyone about Service Pack 3, we do not want to install this update so click **Review Other Updates**



Note: If you have installed SP3 you will not see this screen

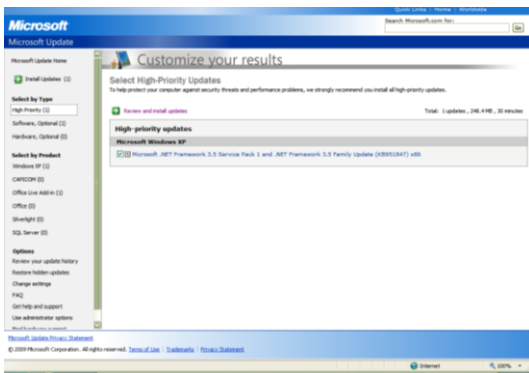
Microsoft Update will now check for the latest updates for your PC

This may take awhile.

Note: If you click Custom, any available High-priority updates be preselected by default.

In this case there are both Express and Optional updates available.

Optional updates do not represent security issues but enhancements and modifications of Windows. You should still do them though since they add functionality and in many cases will be essential later as prerequisites for other programs or web surfing.

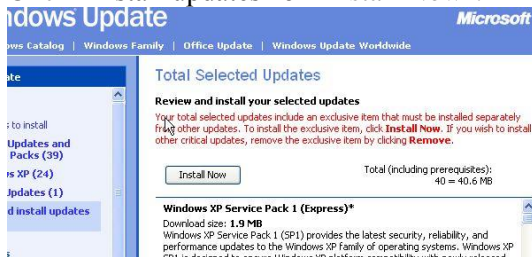


Select *Optional Updates* from the left side of the web page -- "**Software, Optional**".

Hardware updates can cause problems so **do not** select any hardware updates.

Check the updates you wish to install, then click review and install updates

Click "Install updates" or "Install Now".



Sometimes license box (es) will appear for the relevant patches or components, if so, click "Accept" on each one.



Windows will download and install the updates. This may a long time.

Windows may then ask if it can reboot the machine; click "Yes"

Now do it all again.

Some updates require other updates, so once the machine has rebooted then you should run Windows Update again in the same way as before, repeating the entire process until you get "There are no updates available at this time"



Check the Windows Update website monthly for Optional Updates as they are only available through the website.