



Traverse des Sioux Library System

1400 Madison Ave., Suite 622
Mankato, MN 56001-5488

PHONE 507-625-6169
Toll-Free 800-450-6169
FAX 507-625-4049
www.tds.lib.mn.us

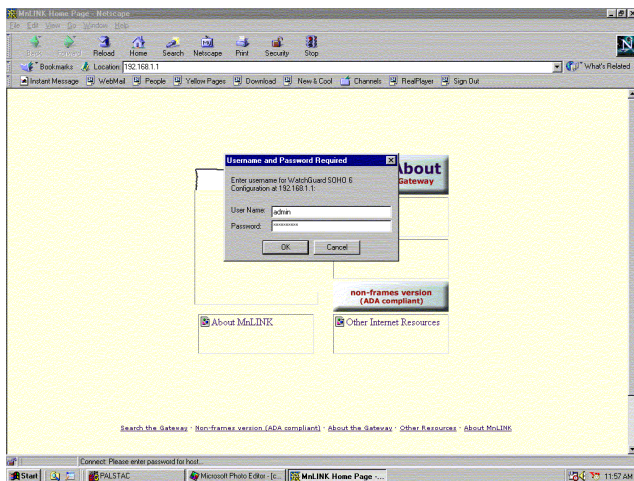
11/04/08

WatchGuard SOHO 6 - IP Change

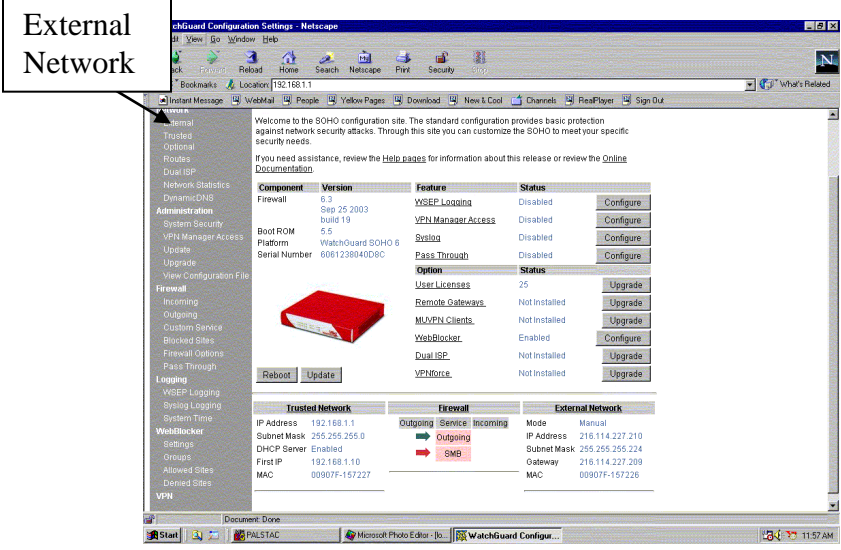
Before you begin, you will need a public Ethernet address. TdS Automation will provide it. Before you begin, confirm that you have a working Internet connection. Then follow these steps to change your SOHO 6:

Pick a computer from which to configure the firewall.

1. With your Web browser, go to the System Status page by typing the IP address of the SOHO 6, <http://192.168.1.1/> into the address field of Internet Explorer.
2. Log in (you will have been given a user name and password)

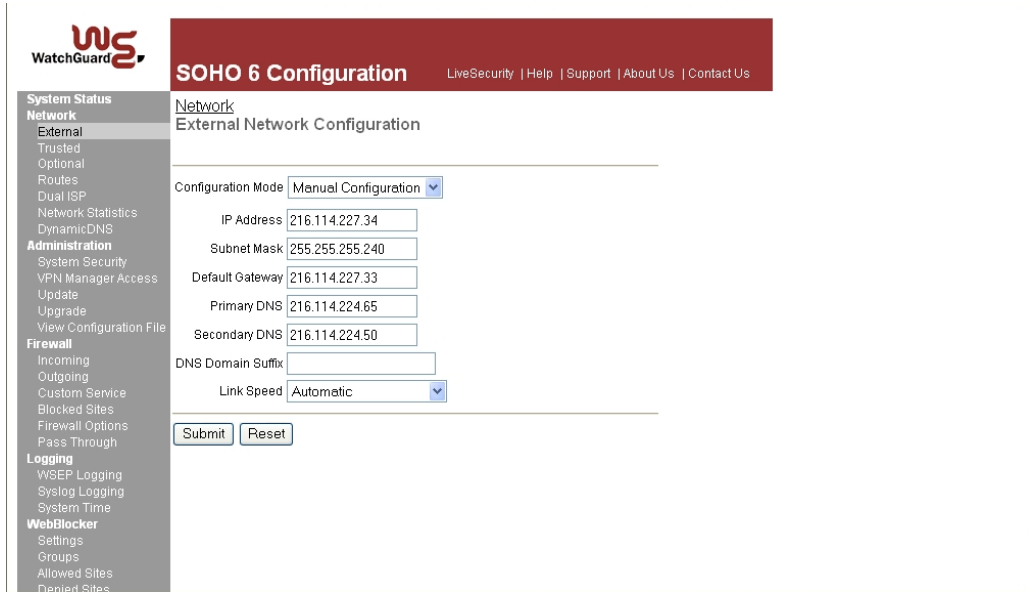


3. From the navigation bar on the left side, click **Network => External**.



4. Select **Manual Configuration**

5. Enter the TCP/IP settings that were given to you by TdS.



6. Reboot the firewall

7. To test that your Internet connection is working properly, use your web browser to go to www.watchguard.com.